



PRODUCT ASSORTMENT
for sanitary areas and interior construction

Premium grinding tools since 1919
www.tyrolit.com

TYROLIT

The TYROLIT Group

TYROLIT is one of the world's leading manufacturers of grinding and dressing tools as well as a system provider for the construction industry.

Since 1919, our innovative tools have made an important contribution to the technological development in many industries. TYROLIT offers tailored grinding solutions for various applications, as well as a comprehensive assortment of standard tools for customers all over the world.

Headquartered in Schwaz (Austria), the family-owned business combines the strengths of being a part of the dynamic Swarovski Group with a century's worth of individual corporate and technological experience.



TYROLIT headquarters in Schwaz (Austria)

Facts & Figures



80.000
products



29
production sites



4.400+
employees worldwide



36
sales locations



500+
worldwide patents

Sales companies in Argentina, Australia, Austria, Belgium, Brazil, Canada, China, Czechia, Denmark, Estonia, Finland, France, Germany, Hungary, India, Indonesia, Italy, the Netherlands, Norway, Poland, Portugal, Russia, South Africa, South Korea, Spain, Sweden, Switzerland, Thailand, the UAE, the UK and the USA. Distributors in 65 other countries.

Reliable products for sanitary areas and interior construction

Tilers, plumbers, electricians, carpenters – all professionals require reliable tools and machines for precise and clean working. Besides a wide range of professional gear for concrete cutting and drilling TYROLIT therefore offers a broad assortment of products for the use in sanitary areas as well as for interior construction.



Symbols

Safety _____



Wet cutting



Dry cutting

Machines _____



Dry core drill



Angle grinder



Table saw



Cordless drill driver



Petrol cutting saw



Pneumatic angle grinder

Material _____



Universal



Concrete



Tiles



Hard stone



2in1 steel / stainless steel



Stainless steel



All-in-One

Technologies _____



TGD®

The TYROLIT Dry Drilling System

The TYROLIT dry drilling system is the first commercial system on the market that ensures easy and cost-efficient drilling in reinforced concrete. Clean working and exceptional results guaranteed!



PREMIUM

Drill motor DME19DP

- + Switchable soft impact function and 1 ¼" and ½" attachments
- + Soft start system and LED monitoring display for optimum drilling speed
- + Centring aid for precise drill bit guidance



PREMIUM

Drill rig DRU160


(special design for dry drilling)

- + Vacuum fixing for smooth floorings
- + Lightweight drill rig for diameters up to 160 mm
- + Clamping collar system for quick mounting
- + Centre indicator, angle indicator and spirit level



TYROLIT dry drill bits in TGD® Technology

- + Durable, laser-welded segments
- + Ideal for drilling reinforced concrete
- + Large choice of usable lengths and diameters
- + Short lengths for hand-guided drilling



TGD® dry drill bits reliably drill reinforced concrete without deformation.




TGD® TYROLIT GRAIN
DISTRIBUTION

Dry drill bits

★★★
PREMIUM

DDL-RM Dry drill bits rig-mounted for reinforced concrete | in TGD®-Technology




		Type no.	Dimension	Segment height
	HOHLT	34227784	47 × 450 × 1¼"	11.3
		34203041	52 × 450 × 1¼"	11.3
		34203212	57 × 450 × 1¼"	11.3
		34220540	62 × 450 × 1¼"	11.3
		34210273	82 × 450 × 1¼"	11.3
		34203220	102 × 450 × 1¼"	11.3
		34279921	107 × 450 × 1¼"	11.3
		34267610	112 × 450 × 1¼"	11.3
		34220543	122 × 450 × 1¼"	11.3
		34227727	132 × 450 × 1¼"	11.3

★★★
PREMIUM

DDL-HH Dry drill bits hand-held for universal building materials | in TGD®-Technology




		Type no.	Dimension	Segment height
	HOHLT	34074200	52 × 250 × 1¼"	8.5
		34074212	62 × 250 × 1¼"	8.5
		34074213	68 × 250 × 1¼"	8.5
		34074214	82 × 250 × 1¼"	8.5
		34074215	92 × 250 × 1¼"	8.5
		34074216	102 × 250 × 1¼"	8.5
		34074217	107 × 250 × 1¼"	8.5
		34074218	112 × 250 × 1¼"	8.5
		34074219	122 × 250 × 1¼"	8.5
		34074220	127 × 250 × 1¼"	8.5
		34074221	132 × 250 × 1¼"	8.5

★★★
PREMIUM

DDE Dry drill bits for universal building materials | in TGD®-Technology




		Type no.	Dimension	Segment height
	HOHLT	34201286	68 × 70 × M16	11.3
		34201288	82 × 70 × M16	11.3



DDL Dry drill bits for universal building materials






		Type no.	Dimension	Segment height
	HOHLT	650292	68 × 70 × M16	6.5
		650293	82 × 70 × M16	6.5

Dry drill bits accessories Compact universal dust extraction system








Dust extraction adapter compatible for dry drill bits with M16 connection

	Type no.	Description	Product info
	10983964	Dust extraction adapter with M16 connection on the tool side and und M16 connection on the machine side	For attaching industrial vacuum cleaner
	10983845	Centering spike 140 mm	BASIC core drill PREMIUM core drill NL 70 mm
	10986189	Centering spike 233 mm	Core drill PREMIUM NL 150 mm

Dry drill bits accessories Connections for all common machines




Adapter suitable for all commercial machines - with and without soft impact drill bit connection: M16.

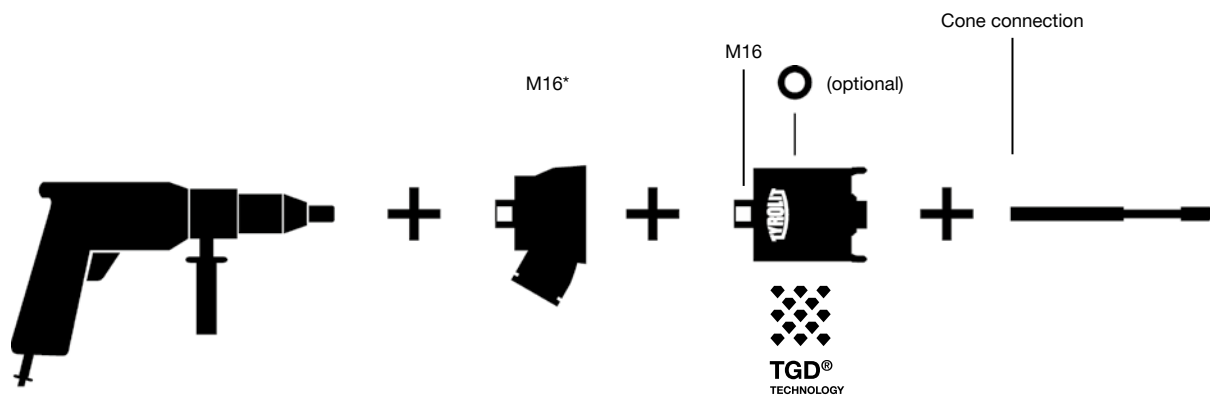
	Type no.	Machine connection	Drill bit connection	Pilot drills / Centering spikes
	850026	5/8" Female	M16 Male	Pilot drill SDS
	116264	HEX SW12 Male	M16 Male	Pilot drill Konus
	850011	HEX SW12 Male	M16 Male	Pilot drill SDS
	707831	SDS Male	M16 Male	Centering spike 120/233 mm
	707834	M18 Female	M16 Male	Centering spike 120/233 mm

Dry drill bits accessories



	Type no.	Description	Product info
Abrasive grain	34215616	Drilling Booster	Loose abrasive grain for sharpening during the application
Sharpening plate 	497322		55 × 25 × 320
	484627		160 × 30 × 320
	484672		320 × 55 × 320

Dry drilling with compact universal dust extraction system



*Adapter suitable for all common machines (5/8", HEX SW12, SDS, M18).

★★★
PREMIUM

Drill motor DME19DP

Core drilling up to \varnothing 162 mm



System solution for dry drilling reinforced concrete



Activatable/deactivatable soft impact function accelerates work progress



Electronics for soft start and LED indicator for optimum drilling performance

The DME19DP in conjunction with TYROLIT TGD[®] dry drill bits is the solution for dry drilling applications in reinforced concrete. The practical centring aid ensures precise drill bit guidance and a longer diamond

tool lifetime. Switchable soft impact function accelerates work progress, particularly in hard materials. The soft start and the LED indicator aid the user in selecting the optimal drilling speed.

System & Accessories

Technical data

Drill motor DME19DP	
Voltage / Frequency	230 V / 50 Hz 110 V / 60 Hz
Type no.	10988200 10988700
Drill diameter range	52–162 mm
Max. drill diameter in reinforced concrete	122 mm
Nominal power	1.8 kW
Speed	1 150 rpm
Impact frequency	28 000/min
Motor cooling	Air
Tool attachment	1 ¼" and R ½"
Operation	Hand-held / rig-based
Application	Dry
Electronic overload cut-out	•
Mechanical overload cut-out	•
Drill rig attachment	Clamping collar 60 mm

Dimensions & Weight

Length	510 mm
Width	95 mm
Height	170 mm
Weight	5.2 kg

Accessories

976014	Vacuum set
10999500	VPE600 Vacuum pump 230V EU/CH
975381	Vacuum hose 3 m complete

System & Accessories

Drill motor DME19DP	
10990100	Dry drill rig DRU160
10995437	Centering device for DRU160
10995156	Core stop ½"
10995087	ModulDrill™ clamping collar plate
11002426	Vacuum cleaner BBS 606 L

Accessories

10997916	Centering spike 250 mm
10995373	Centering spike 450 mm
10995661	Centering insert Ø 52 mm
10995662	Centering insert Ø 62 mm
10995663	Centering insert Ø 68 mm
10995664	Centering insert Ø 72 mm
10995665	Centering insert Ø 82 mm
10995666	Centering insert Ø 92 mm
10995667	Centering insert Ø 102 mm
10995668	Centering insert Ø 112 mm
10995669	Centering insert Ø 122 mm
10995670	Centering insert Ø 127 mm
10995671	Centering insert Ø 132 mm
10995672	Centering insert Ø 142 mm
10995673	Centering insert Ø 152 mm
10995674	Centering insert Ø 162 mm
961955	Adaptor ½" > M16
10994032	Adaptor 1 ¼" > M16
10983964	Dust vacuum adaptor M16
10983845	Centering spike 140 mm
10986189	Centering spike 233 mm
497322	Sharpening plate
980304	Chisel 300 x 25 mm
34215616	Abrasive grain for dry drilling

★★★
PREMIUM

Drill motor DME17DP

Core drilling up to Ø 200 mm



2-speed transmission with switchable soft impact for optimal drilling performance



Integrated dust extraction for a clean working environment



Can be hand-held or drill-rig guided

The DME17 is a 2-speed dry drill motor for drilling diameters up to 200 mm. The powerful 2.0 kW motor, in combination with the switchable soft impact, enhances the drilling performance in reinforced concrete and in other hard materials. The machine can be both hand-held and drill-rig operated. The compact

design, low weight and integrated dust extraction system makes the core drill very user-friendly. This model is unique in that it is available in three speed versions (standard, slow and quick) and thus optimally covers the most varied of customer needs.

System & accessories

Technical data

Drill motor	DME17DP	DME17DP-L	DME17DP-S
Nominal voltage/frequency		230 V/50-60 Hz	
Type no.	11000001	11000002	11000003
Drill diameter range	30-180 mm	40-200 mm	30-120 mm
Max. drill diameter in reinforced concrete	150 mm	180 mm	100 mm
Nominal power		2.0 kW	
Speed	700/1700 rpm	540/1200 rpm	900/1,700 rpm
Impact frequency	14,000/34,000 rpm	10,800/24,000 rpm	16,200/30,600 rpm
Motor cooling		Air	
Tool attachment		1 ¼"	
Operation		Hand-held / rig-based	
Application		Dry	
Electronic overload cut-out		•	
Mechanical overload cut-out		•	
Drill rig attachment		Clamping collar 60 mm	

Dimensions & weight

Length	510 mm
Width	110 mm
Height	160 mm
Weight	5 kg

System & accessories

System & accessories		Accessories	
11000002	Drill motor DME17DP-L	10985334	Centering spike 250-350 mm
10990100	Drill rig DRU160 dry	10984446	Centering spike 450 mm
10995437	Drill bit centring for DRU160	10994032	Adapter 1 ¼" > M16
10995087	ModulDrill™ clamping collar plate	10983964	Dust extraction adapter M16
		10983845	Centering spike 140 mm
		10986189	Centering spike 233 mm
		10986190	Strap wrench
		497322	Sharpening plate
		980304	Chisel 300 x 25 mm
		34215616	Abrasive grain for dry drilling

Drill hammer DHE32

Universal drill hammer up to \varnothing 32 mm



900 W combi drill hammer for drilling, hammer drilling and chiselling



Quick tool change system for SDS Plus drill bits



Ideal for setting anchors

The 900-watt DHE32 combi drill hammer features drilling, hammer drilling, chiselling and chisel adjustment, making it the ideal all-rounder for minor chiselling work as well as setting anchors. This model is simple to use due to the

quick tool change system, tool-less drill chuck removal, accelerator switch and long-term operation option. It has a highly ergonomic design combining low vibrations with high impact energy and a non-rotating additional handle.

System & accessories

Technical data

Max. drill Ø in concrete	32 mm
Max. drill Ø in masonry (HM drill bit)	82 mm
Max. drill Ø in steel	13 mm
Max. drill Ø in wood	32 mm
Tool attachment	SDS plus
Range of drill chuck	1.5–13 mm

Drive

Drive / motor	Electric
Voltage / frequency	220-240 V/50-60 Hz
Motor power	900 W
No load speed	0–850/min
Idling stroke rate	0–3700/min
Max. single stroke impact energy	4.8 J

Dimensions & weight

Length	400 mm
Width	86 mm
Height	235 mm
Weight	4.6 kg
Cable length	4 m



System & accessories

Drill hammer DHE32	
11002624	Drill hammer DHE32/230 V incl. 16 mm drill

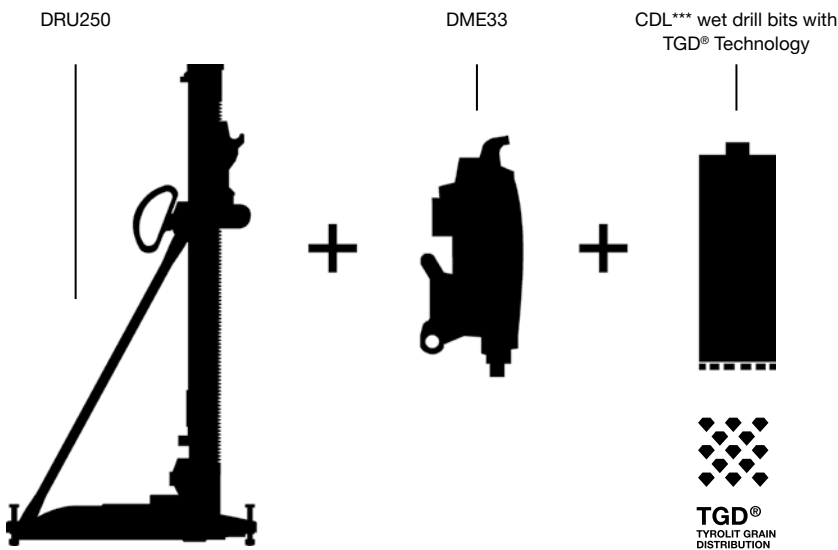


Wet drill bits

The wet core drill assortment from TYROLIT can be viewed as innovative solution for large-scale projects while remaining cost-effective for everyday construction site use. Especially suitable for drilling reinforced concrete.

		Type no.	Dimension	Segment height
	HOHL3	497349	12 x 400 x R1/2"	7
		474993	18 x 400 x R1/2"	7
		475009	25 x 400 x R1/2"	7
		475012	32 x 400 x R1/2"	7
		475016	42 x 450 x R1/2"	7
	HOHL1	34067834	52 x 450 x 1 1/4"	11.3
		34159556	62 x 450 x 1 1/4"	11.3
		34017777	82 x 450 x 1 1/4"	11.3
		34018475	102 x 450 x 1 1/4"	11.3
		34018514	132 x 450 x 1 1/4"	11.3
		34017778	152 x 450 x 1 1/4"	11.3

TYROLIT application example for wet drilling¹




¹ Please find all available drill motors, drill rigs and core drill bits in our catalogue or at www.tyrolit.com.

★★★
PREMIUM

Drill motors DME20PW | DME20PU

Core drilling up to \varnothing 180 mm



Performance and service indicator as well as levelling aid



Compact and ergonomic design



Quick changeover between wet and dry drilling with DME20PU

The DME20 drill motor provides impressive drilling performance in the power range up to 2 kW. The mechanical and electronic overload cut-out and the full metal housing ensure high reliability. Built-in performance

and service indicators, as well as the levelling aid, also enable easy operation. The drill motor is suitable for universal use and covers a wide variety of application areas: manual/drill-rig guided and wet/dry (DME20PU).

System & Accessories

Technical data

Drill motors	DME20PW		DME20PU	
	230 V / 50 Hz	110 V / 60 Hz	230 V / 50 Hz	110 V / 60 Hz
Type no.	10992077	10992078	10992079	10992080
Drill diameter range	15–180 mm			
Nominal power	2.0 kW			
Nominal current	9.5 A	18 A	9.5 A	18 A
Load speed	520/1 400/2 900 rpm			
No load speed	830/2 200/4 600 rpm			
Motor cooling	Air			
Tool attachment (external)	1 ¼"			
Tool attachment (internal)	½"			
Operation	Hand-held / rig-based			
Application	Wet		Wet	
Electric overload cut-out	•			
Mechanical overload cut-out	•			
PRCD protection switch	•			
Performance indicator	•			
Service indicator	•			
Drill rig attachment	Clamping collar 60 mm			

Dimensions & Weight

Length	435 mm	450 mm
Width	115 mm	
Height	300 mm	
Weight	6.3 kg	6.5 kg

System & Accessories

Core drilling system with DRU160 Drill rig	
10992077	Electric drill motor DME20PW
10992079	Electric drill motor DME20PU
10987400	Drill rig DRU160
976014	Vakuum set
10999500	VPE600 Vaccum pump 230V EU/CH
975381	Vakuum hose 3 m complete


Accessories

400439	Extension ½" 100 mm
359475	Extension ½" 200 mm
359476	Extension ½" 300 mm
889232	Extension ½" 400 mm
707230	Extension ½" 500 mm
378198	Extension 1 ¼" 100 mm
359471	Extension 1 ¼" 200 mm
359472	Extension 1 ¼" 300 mm
359473	Extension 1 ¼" 400 mm
359474	Extension 1 ¼" 500 mm
10996327	Centering spike 250–300 mm
10996328	Centering spike 400–450 mm
963339	Anti-friction element 1 ¼", max. 2.4 kW
974984	Supporting ring alum. 1 ¼"

★★★
PREMIUM

Drill motors DME33MW | DME33UW

Core drilling up to Ø 450 mm



Large drilling diameter range
up to 450 mm



Performance and service
indicator as well as levelling
aid



Practical carrying handle

Thanks to optimum torque adjustment, the DME33 is an extremely powerful drill motor providing impressive productivity. The mechanical and electronic overload cut-out and the full metal housing ensure high reliability.

Built-in performance and service indicators, as well as the levelling aid, also enable easy operation. The drill motor is available with different drill rig attachments (ModulDrill™ quick clamping system or universal plate).

System & Accessories

Technical data

Drill motors	DME33MW		DME33UW	
Voltage / Frequency	230 V / 50 Hz	110 V / 60 Hz	230 V / 50 Hz	110 V / 60 Hz
Type no.	10992085	10992086	10992087	10992088
Drill diameter range	50–450 mm			
Nominal power	3.3 kW			
Nominal current	15.9 A	30 A	15.9 A	30 A
Load speed	180/430/750 rpm			
No load speed	360/820/1 240 rpm			
Motor cooling	Air			
Tool attachment (external)	1 ¼"			
Operation	Rig-based			
Application	Wet			
Electric overload cut-out	•			
Mechanical overload cut-out	•			
PRCD protection switch	•			
Performance indicator	•			
Service indicator	•			
Drill rig attachment	ModulDrill™		Universal plate	

Dimensions & Weight

Length	575 mm		
Width	145 mm		
Height	185 mm		180 mm
Weight	13.7 kg		13.6 kg

System & Accessories

Core drilling system with DRA400 (Steel dowel foot)	
10992085	Electric drill motor DME33MW
10987600	Drill rig DRA400
964906	ModulDrill™-Distance plate Ø +180 mm
11002077	Fastening bolt assembly

Core drilling system with DRU400 (Alu. dowel-vacuum foot)

10992085	Electric drill motor DME33MW
10984600	Drill rig DRU400
977368	Vacuum set
10999500	VPE600 Vacuum pump 230V EU/CH
975381	Vacuum hose 3 m complete


Accessories

378198	Extension 1 ¼" 100 mm
359471	Extension 1 ¼" 200 mm
359472	Extension 1 ¼" 300 mm
359473	Extension 1 ¼" 400 mm
359474	Extension 1 ¼" 500 mm
969138	Adaptor 1 ¼" external – ½" internal
400439	Extension ½" 100 mm
359475	Extension ½" 200 mm
359476	Extension ½" 300 mm
889232	Extension ½" 400 mm
10992646	Easy release element

Tile drilling

Maximum convenience, exact drilling and universal use – the TYROLIT tile drilling assortment ensures exact drilling without chipping in tiled and sanitary areas. The vacuum brazed diamond coring bits are perfectly suited for ceramic tiles, fine stoneware, marble and natural stone.

Tile drilling wet



		Type no.	Dimension	Segment height
	HOHLT	34180136	5 × 35 × HEX	4
		69833	6 × 35 × HEX	4
		69848	8 × 35 × HEX	4
		69855	10 × 35 × HEX	4
		69856	12 × 35 × HEX	4
		69860	14 × 35 × HEX	4
		NEW	34562087	16 × 35 × HEX

★★★
PREMIUM

DDT Tile drills
for tiles and ceramic materials



Tile drilling dry

		Type no.	Dimension	Segment height
	HOHLT	34251679	6 × 35 × M14	10
		34251680	8 × 35 × M14	10
		34251711	10 × 35 × M14	10
		34251712	12 × 35 × M14	10
	HOHLT	34393075	5 × 67 × HEX	10
		34393071	6 × 67 × HEX	10
		34393072	8 × 80 × HEX	10
		34393073	10 × 80 × HEX	10
		34393074	12 × 80 × HEX	10
		34393076	14 × 80 × HEX	10

★★★
PREMIUM


DDT Tile drills with paraffin
for tiles and ceramic materials






DDT Tile drills for tiles and ceramic materials



		Type number	Dimension	Segment height
	HOHLT	69769	20 × 45 × M14	4
		34214903	25 × 45 × M14	4
		34214904	35 × 45 × M14	4
		69768	38 × 45 × M14	4
		34214905	42 × 45 × M14	4
		69767	52 × 45 × M14	4
		34369203	54 × 45 × M14	4
		69766	65 × 45 × M14	4
		34369204	68 × 45 × M14	4
		51392	75 × 45 × M14	4
		34369205	82 × 45 × M14	4

Accessories tile drilling Adapter M14




	Type No.	Machine connection	Pilot drills
	69774	SDS	Pilot drill Konus
	69801	HEX	Pilot drill Konus

Tile drill sets



DDT Tile drill-set HEX Ø 5-14 for tiles and ceramic materials




	Type No.	Content
	HOHLT	34215809
		Tile drills Ø 5, 6, 8, 10, 12, 14 mm Allen key



DDT Tile drill-Set HEX Ø 5-14 with paraffin for tiles and ceramic materials



	Type No.	Content
	HOHLT	34393131
		Tile drills Ø 5, 6, 8, 10, 12, 14 mm Allen key



DDT Tile drill-Kit HEX
for tiles and ceramic materials



	Type No.	Content
	HOHLT	34215843
		Tile drills Ø 5, 6, 8, 10, 12, 14 mm
		Water bottle 1 l (Type No. 34215846)
		Drilling aid (Type No. 34215847)
		Allen key



DDT Tile drill-set M14
for tiles and ceramic materials



	Type No.	Content
	HOHLT	34294535
		Tile drills Ø 6, 8, 10, 12, 20, 25, 35 mm
		Wrench



DDT Tile drill-set M14 Ø 20+
for tiles and ceramic materials



	Type No.	Content
	HOHLT	34229331
		Tile drills Ø 20, 25, 35, 38, 42, 52, 65, 75 mm
		Adapter M14/HEX, M14/SDS
		Allen key
		Pilot drill 7 x 110
		Open ended spanner SW19



DDT Tile drill-set XL
for tiles and ceramic materials



	Type No.	Content
	HOHLT	34245899
		Tile drills HEX wet Ø 5, 6, 8, 10, 12, 14 mm
		Tile drills M14 dry Ø 20, 38, 52, 65, 75 mm
		69774 SDS Adapter on request
		69801 HEX Adapter on request
		Center Drill Ø 7
		Open-ended spanner SW 19
		HEX key
		34215846 1 l Water bottle (hose included)
	34215847 Drilling aid	





Diamond tools for sawing and cutting






TSU Table saw blade for universal building materials



Materials able to be machined: cellular concrete, sand-lime brick, pumice stone, clay brick, etc. Details: 35–30 mm and 30–25.4 mm reduction

bushes are included with disc diameters up to 550 mm. A 60–55 mm reduction bush is supplied with disc diameters of 625 mm and upwards

	Shape	Type number	Dimension	Segment height
	 C2W	34180849	250 × 2.2 × 35	10
		34180294	300 × 2.4 × 35	10
		34180293	350 × 2.8 × 35	10
		34180291	400 × 3.2 × 35	10
		34180270	450 × 3.2 × 35	10
		34218744	500 × 3.6 × 35	10
		34180268	550 × 3.6 × 35	10
 C1W	34180263	625 × 3.6 × 60/55	10	
	34171018	650 × 3.9 × 60/55	10	
	34171019	700 × 3.9 × 60/55	10	
	34171020	900 × 4.8 × 60/55	10	
	34171031	1000 × 4.8 × 60/55	10	





DCT Table saw blade for tiles and ceramic materials



Materials able to be machined: ceramic tiles, fine stoneware, porcelain, terrazzo slabs.

Details: ultra-thin saw blades with excellent properties. 35–30 mm and 30–25.4 mm reduction bushes are supplied.

	Shape	Type number	Dimension	Segment height
	 1A1R	639566	180 × 1.4 × 35	10
		701934	200 × 1.6 × 35	10
		639568	230 × 1.6 × 35	10
		639569	250 × 1.6 × 35	10
		639570	300 × 2 × 35	10
		639571	350 × 2 × 35	10

★★★
PREMIUM

Tile saw TRE250

Cutting depth up to 60 mm



Cutting length up to 1 m for cutting large tiles



Clean cuts thanks to precise saw head guide and robust design



Safe and easy transport thanks to folding feet and transport wheels

The TRE250 tile saw enables the cutting of various tile sizes and types to a cutting length of 1 m. A range of adjustment and application options ensure maximum flexibility. The

robust design and precise saw head guide guarantee a clean cut. Transport wheels and folding table feet facilitate transport and position at the location of use.

System & Accessories

Technical data

Saw blade	
Max. cutting depth	60 mm
Max. saw blade Ø	250 mm
Cutting length	940 mm (1 050 mm)*
Saw blade speed	2 800 rpm
Saw blade holder Ø	25.4 mm

* Plunge cut

Drive

Drive / motor	Electric
Output	1.3 kW
Standard voltage / frequency	230 V / 50 Hz
Optional voltage / frequency	110 V / 60 Hz
Engine cooling	Air cooling
Saw blade drive	Direct

Design

Infinitely adjustable cutting depths
Angle cutting function (angle stop)
Mitre cutting function
Cap cutting function
Electric water pump
Folding legs

Dimensions & Weight

Length	1 375 mm
Width	740 mm
Height	1 275 mm
Weight	79 kg

System & Accessories

Tile saw TRE250	
10989500	Tile saw TRE250 / 230 V
10989100	Tile saw TRE250 / 110 V

Accessories

10995459	Side splash guard
10995489	Parallel guide

Tool recommendation

639569	PREMIUM DCT Table saw blade
--------	-----------------------------

★★
STANDARD

Masonry saw TBE400


Cutting depth up to 125 mm



Swivelling saw head enables 45° mitre cuts



Folding feet, transport wheels and carrying handles ensure total manoeuvrability at the location of use



Angle stop provided for cuts of 30° to 90°

The TBE400 table saw offers an uncompromising price-performance ratio as well as high flexibility through numerous settings and application options. A sturdy saw table with anti-slip support guarantees clean cuts. The swivelling saw head allows mitre

cuts to be made with ease. Transport wheels and folding table feet facilitate transport and position at the location of use.

System & accessories

Technical data

Saw blade	
Max. cutting depth	125 mm
Max. saw blade Ø	400 mm
Cutting length	600 mm
Saw blade speed	2 800 rpm
Saw blade arbour Ø	25.4 mm

Drive

Drive / motor	Electric
Power	2.2 kW
Voltage / standard frequency	230 V / 50 Hz
Motor cooling	Air cooling
Saw blade drive	Direct

Design

Continuously variable cutting depth
Angle cutting function (angle stop)
Mitre cutting function (swivelling saw head)
Cap cutting function
Water tank made of powder-coated steel
Easy to replace electric water pump
Folding feet and transport handles

Dimensions & weight

Length	1 210 mm
Width	655 mm
Height	1 285 mm
Weight	86 kg

System & accessories

Masonry saw TBE400	
10998400	Masonry saw TBE400 / 230 V
Tool recommendation	
34180291	PREMIUM TSU Table saw blade

★★★
PREMIUM

Cellular concrete band saw TBS510


Cutting height up to 510 mm



Fast, simple saw band replacement thanks to quick-release fastener



Automatic saw band shutdown ensures no unnecessary load on the saw band



Constant and optimum saw band tension for excellent cutting accuracy and long life time

The TBS510 cellular concrete band saw is designed for the machining of cellular concrete and all kinds of bricks. The ideally sized saw band rollers guarantee durability and the automatic saw band tensioning system enables consistent band tension for exceptional cutting

accuracy and reduced risk of fracture on the saw band. A particular feature is the low need for maintenance ensured due to the direct drive of the saw band wheels. Cuttings are removed freely thanks to the large opening in the lower saw roller box.

System & accessories

Technical data

Cutting height	510 mm
Cutting length	700 mm
Saw band length	3 750 mm
Saw rollers Ø	500 mm
Bar / saw band outlet	490 mm
Max. load bearing capacity of saw bench	50 kg

Drive

Motor	Electric
Power	1.5 kW / 230 V
Current consumption	12.5 A

Dimensions & weight

Max. saw bench dimensions	920 / 710 mm
Length	1 080 mm
Width	750 mm
Height	1 840 mm
Weight	173 kg

System & accessories

Cellular concrete band saw TBS510	
11000101	Cellular concrete band saw / 230 V, incl. saw band
Tool recommendation	
34453058	HM saw band, length 3,750 x 27 mm, 3 teeth/inch





Diamond tools for cutting and grinding building materials

★★★ PREMIUM **DCU Dry cutting saw blades**
for universal construction materials | in TGD® Technology





Machinable materials: Universal construction materials such as heavily reinforced concrete, natural stone, clay brick, cellular concrete etc.

Shape	Type number	Dimension	Segment height
 	C73W	34468871	230 × 2.4 × 22.23
	34434257	300 × 2.6 × 20	14
	34462046	300 × 2.6 × 22.23	14
	34462047	300 × 2.6 × 25.4	14
	34435145	350 × 3.2 × 20	14
	34462048	350 × 3.2 × 22.23	14
	34462049	350 × 3.2 × 25.4	14
	34435148	400 × 3.2 × 20	14
	34462050	400 × 3.2 × 25.4	14

★★★ PREMIUM **DCU Dry cutting saw blades**
for universal construction materials



Machinable materials: universal building materials such as reinforced concrete, natural stone, clay brick, masonry, hard stone, abrasive materials, etc.






Shape	Type number	Dimension	Segment height
 	C73W	34430790	115 × 2.4 × 22.23
	34425401	125 × 2.4 × 22.23	10
	34430832	150 × 2.6 × 22.23	12
	34430833	180 × 2.6 × 22.23	12
	34434386	230 × 2.6 × 22.23	12
	34428610	300 × 2.6 × 20	12
	34431007	300 × 2.6 × 22.23	12
	34431008	300 × 2.6 × 25.4	12
	34430834	350 × 3.2 × 20	12
	34430835	350 × 3.2 × 22.23	12
	34430836	350 × 3.2 × 25.4	12
	34428721	400 × 3.2 × 20	12
	34431009	400 × 3.2 × 25.4	12



DCH Dry cutting saw blades for hard stone | in TGD® Technology



Machinable Materials: Concrete blocks, granite, gneiss, porphyry, paving slab etc.




	Shape	Type number	Dimension	Segment height		
		C73W	34468872	230 × 2.4 × 22.23	14	
			34435150	300 × 2.6 × 20	14	
			34462092	300 × 2.6 × 25.4	14	
				34435151	350 × 3.2 × 20	14
				34462093	350 × 3.2 × 25.4	14
				34435152	400 × 3.2 × 20	14
				34462094	400 × 3.2 × 25.4	14



DCH-FAST CUT Dry cutting saw blades for hard stone



Machinable materials: Granite, gneiss, porphyry, paving slab, hard limestone, etc.





	Shape	Type number	Dimension	Segment height	
		C3	475790	115 × 1.2 × 22.23	7
			475793	125 × 1.2 × 22.23	7
		C3W	475797	180 × 1.9 × 22.23	9
			475800	230 × 1.9 × 22.23	9



DCC Dry cutting saw blades for concrete



Machinable materials: concrete, armed concrete, concrete products, hard materials etc.

	Shape	Type number	Dimension	Segment height		
		C73W	34468730	115 × 2.4 × 22.23	10	
			34468731	125 × 2.4 × 22.23	10	
			34468732	150 × 2.6 × 22.23	12	
			34468733	180 × 2.6 × 22.23	12	
			34468734	230 × 2.6 × 22.23	12	
				34468735	300 × 2.6 × 20	12
				34468736	300 × 2.6 × 22.23	12
				34468737	300 × 2.6 × 25.4	12
				34468738	350 × 3.2 × 20	12
				34468739	350 × 3.2 × 22.23	12
				34468740	350 × 3.2 × 25.4	12
				34468751	400 × 3.2 × 20	12
				34468752	400 × 3.2 × 25.4	12





DCC-FAST CUT Wall chaser blade for concrete



Machinable materials: Concrete, clay brick, cellular concrete. Details: Tool for the milling of slots in concrete and masonry.

For use with all common wall chasers.

Shape	Type number	Dimension	Segment height
 	C3R 598008	125 × 2 × 22.23	7
	598010	140 × 2.4 × 22.23	9
	598011	150 × 2.4 × 22.23	9





CUT-ALL for any materials



Machinable materials: universal building materials, concrete, stone, cast iron, composite materials, plastic, glass, wood, sheets and metal sections.

Ideal for emergency operations by fire brigade and rescue forces.



Shape	Type number	Dimension	Segment height
 	UC3 34503209	115 × 2.8 × 22.23	3
	34502746	125 × 3 × 22.23	3
	34503208	230 × 3 × 22.23	3
	34503261	350 × 4.1 × 20	3
	34503262	350 × 4.1 × 25.4	3



DCAB Tuck point blade for abrasive materials



Machinable materials: Mortar joints. Details: tool for milling and repairing mortar joints.



Shape	Type number	Dimension	Segment height
 	FRSU 563873	115 × 7.2 × 22.23	7
	535829	125 × 7.2 × 22.23	7



DCT Dry cutting saw blades for tiles & ceramics



Machinable materials: Ceramic tile, fine stoneware, porcelain.



Shape	Type number	Dimension	Segment height
 	1A1R 639558	105 × 1 × 20	10
	639559	115 × 1.2 × 22.23	10
	639560	125 × 1.2 × 22.23	10
	639634	180 × 1.4 × 22.23	10
	676791	200 × 1.6 × 22.23	10
	639635	230 × 1.6 × 22.23	10



DCP Dry cutting saw blades for porcelain stoneware & tiles




Machinable materials: Porcelain stoneware, fine stoneware, ceramic tiles, kitchen counter tops.

	Shape	Type number	Dimension	Segment height
 		1A1R 34529134	115 × 1.4 × 22.23	10
		34529153	125 × 1.4 × 22.23	10

Accessories dry saw blades Sharpening plate for tiles



	Type number	Dimension
	SP6 662791	55 × 25 × 320





DCCI Diamond cut-off wheel for grey and spheroidal cast iron



DCCI diamond cut-off wheels from TYROLIT are the optimum tool for machining grey and spheroidal cast iron. These products combine a long

lifetime with maximum economic efficiency.

	Shape	Type number	Dimension	Segment height
 		UC3 34551885	115 × 2.8 × 22.23	3
		34551886	125 × 3 × 22.23	3
		34551884	230 × 3 × 22.23	3
		34367418	350 × 4.1 × 20	3
		34551887	350 × 4.1 × 25.4	3





DGU-Turbo Diamond cup wheels for universal building materials | W-Segment



Machinable materials: Concrete, natural stone and general building materials.

Details: turbo style arranged segments for a fine grinding surface pattern and shaping of corners and edges.

	Shape	Type number	Dimension	Segment height
 		STS-T 34179930	125 × 23 × 22.23	5





DGU Diamond cup wheels for universal building materials



Machinable materials: Concrete, natural stone and general building materials.

Details: With PU foam coating for quiet grinding and shaping of corners and edges.



	Shape	Type number	Dimension	Segment height
 		STHD 367833	110 × 18 × M14	5
		348387	125 × 18 × 22.23	5

Discs for cutting pipes and grinding joints

★★★
PREMIUM

2in1 Flap discs
for steel and stainless steel





	Shape	Type no.	Dimension	Specification	PU
	 27A	668644	115 × 22.23	ZA60Q-B	10
		668664	125 × 22.23	ZA60Q-B	10

★
BASIC

2in1 Flap disc
for steel and stainless steel





	Shape	Type no.	Dimension	Specification	PU
	 27A	34318365	115 × 22.23	ZA60Q-B	10
		34318370	125 × 22.23	ZA60Q-B	10

★★★
PREMIUM

2in1 Cut-off wheels
for steel and stainless steel





	Shape	Type no.	Dimension	Specification	PU
	 41	34332791	115 × 1.0 × 22.23	A60Q-BFP	25
		34332792	125 × 1.0 × 22.23	A60Q-BFP	25
		34332798	230 × 1.9 × 22.23	A46Q-BFP	25
		34332799	230 × 2.0 × 22.23	A30Q-BFP	25

★★★
PREMIUM

Cut and Grind
for steel and stainless steel | with deep cut protection





	Shape	Type no.	Dimension	Specification	PU
	 27EC	34042756	115 × 2.0 × 22.23	A46Q-BFXA	25
		34042757	125 × 2.0 × 22.23	A46Q-BFXA	25

★
BASIC

2in1 Cut-off wheels
for steel and stainless steel



	Shape	Type no.	Dimension	Specification	PU
	 41	34332870	115 × 1 × 22.23	A60Q-BFB	25
		222997	115 × 2.5 × 22.23	A30Q-BF	25
		34332872	125 × 1 × 22.23	A60Q-BFB	25
		222998	125 × 2.5 × 22.23	A30Q-BF	25
		34332876	230 × 1.9 × 22.23	A46Q-BFB	25
		34332877	230 × 2 × 22.23	A30Q-BFB	25

Angle grinder AGE125

Blade diameter of 125 mm



Universal angle grinder
Ø 125 mm for processing
construction materials and
metal



Extremely durable and
efficient motor for high
performance



Electronics with soft
start, restart and
overload protection

The compact AGE125 angle grinder is useful for a wide range of applications and is a must-have for any craftsman, with its durable motor, high level of efficiency, and electronics with features such as a soft start, restart and overload protection. The anti-kickback feature

turns off the motor on the disc being blocked, ensuring safe operation. Effective cooling and extensive dust seal increase the lifetime of the angle grinder. In addition, the blade guard is tool-free adjustable and the slide switch is lockable.

System & accessories

Technical data

Max. Ø of saw blade	125 mm
Blade arbour	M14

Drive

Drive / motor	Electric
Voltage / frequency	220-240 V/50-60 Hz
Motor power	900 W
No load speed	11,500/min

Dimensions & weight

Length	300 mm
Width	75 mm
Height	105 mm
Weight (without blade)	2 kg
Cable length	4 m

System & accessories

Angle grinder AGE125

11002625	Angle grinder AGE125/230 V
----------	----------------------------

Tool recommendation

34425401	PREMIUM DCU Dry cutting saw blade
----------	-----------------------------------

Angle grinder AGE230

Blade diameter of 230 mm



Universal angle grinder
Ø 230 mm for processing
construction materials and
metal



Robust, streamlined motor
and transmission housing
with vibration damping for
easy handling



Soft vibration handle for
reduced vibrations, can be
mounted in three positions

The AGE230 is a handy, streamlined Ø 230 mm angle grinder with vibration damping and longer handle, incl. a soft inlay for secure grip, a soft start feature and a blade guard that can be adjusted without tools. The robust steel transmission and

a protected metal spindle bearing ensure reliability in use and a longer lifetime. As you would expect, this model has restart protection in case of power failure, a lock-on/off switch and a spindle lock.

System & accessories

Technical data

Max. Ø of saw blade	230 mm
Blade arbour	M14

Drive

Drive / motor	Electric
Voltage / frequency	220-240 V/50-60 Hz
Motor power	2,100 W
No load speed	6,500/min

Dimensions & weight

Length	490 mm
Width	104 mm
Height	90 mm
Weight (without blade)	5.4 kg
Cable length	4 m

System & accessories

Angle grinder AGE230

11002626	Angle grinder AGE230/230 V
----------	----------------------------

Tool recommendation

34468871	PREMIUM DCU TGD® Dry cutting saw blade
----------	--

★★★
PREMIUM

Hand saw HBE400

Cutting depth up to 150 mm



405 mm saw blade with cutting depth up to 150 mm and flush cutting function with optional accessories



3.2 kW electric motor with fully integrated electronics



Integrated dust extraction connection for dust-free, clean working

The HBE400 is a 3.2 kW hand-held saw for cutting depths up to 150 mm. In combination with our accessories kit, this hand-held saw is excellently suited to flush cutting.

This model can be used for both wet and dry applications and its integrated dust extraction connection enables clean working. The compact design, low weight and detachable

guide rollers guarantee ease of handling and machine guidance for the user. The 230 V electric drive enables flexible working indoors and outdoors.

System & Accessories

Technical data

Saw blade	
Max. cutting depth	150 mm
Max. saw blade Ø	405 mm
Saw blade uptake	25.4 mm

Drive

Drive / motor	Electric
Voltage / frequency	230 V / 50–60 Hz
Power	3.2 kW

Dimensions & Weight

Length	735 mm
Width	259 mm
Height	365 mm
Weight (without blade)	9.1 kg

System & Accessories

Hand saw HBE400	
10991700	Hand saw HBE400 / 230 V

Accessories

10998741	Flush cut kit (Hole pattern 7M243)
----------	------------------------------------

Tool recommendation

34462050	PREMIUM DCU TGD® Dry cutting saw blade
----------	--

TYROLIT CONSTRUCTION PRODUCTS GMBH

Swarovskistraße 33 | 6130 Schwaz | Austria

Tel +43 5242 606-0 | Fax +43 5242 63398

Our **worldwide subsidiary companies** can be found
on our website at www.tyrolit.com



Like us on Facebook
facebook.com/TYROLIT



Subscribe our channel
youtube.com/TYROLITgroup